

# ABYSSINIAN – ORNAMENTAL BANANA



An ornamental banana with huge leaves and prominent midribs. Magnificent (H 4-5m). The leaves make excellent food baskets or plates. The plant adds a lot of atmosphere to the orchard and can be very useful in helping to create the environment subtropicals need. Excellent biomass producer. Produces masses of bananas suitable for stock food. Grows best in rich soil with plenty of moisture.

# ACER 'NEGANDO FLAMINGO'

Upright, slow-growing tree with vivid, carmine-pink and green spring leaves, changing to white and green in summer before turning red in autumn. Ideal for smaller gardens. Produces small, yellow-green flowers in early to mid-spring. Intolerant of shade and strong winds. A seedless male clone. Tolerates air pollution, drought, and occasionally water-logged soils once established. Cold hardy. 4M X 3M



## ACER OSAKAZUKI

Considered the most brilliant Japanese maple for Autumn colour. Emerging bright green leaves mature to a rich green, before turning a fiery scarlet-orange in Autumn. Suited to a sunny, sheltered, well-drained position that will allow this maple to show off its full range of colours. Cold hardy. Suitable for bonsai.

4mH X 3mW



**ACER ORANGEOLA** -The deeply divided foliage of this special Maple goes through several colour changes throughout the season. Starting with orange tones in spring, turning purple then green-bronze and finally bright orange and scarlet in the autumn. The branches are quite pendulous in habit. Weeping 2.5m x 3m



## ACER PALMATUM – Japanese Maple (various colours)

A stately shade tree with excellent autumn colour. Leaves change from green in spring and summer into amazing shades of yellow, orange and red tones. Mulch well in summer to keep the roots cool and moist. Deciduous. Cold hardy. Protect from strong drying winds to avoid leaf scorch and burn. Slow grower. 6mH x 4mW



# ACER PALMATUM CRIMSON QUEEN



Has finely-cut, large leaves that are bright crimson-red in the spring and become a deep purple-red throughout the summer. It displays scarlet autumn colours and is well-suited for container gardening. Prefers moist, well-drained soils, but may suffer from leaf scorch if exposed to excess sun, wind, or drought. A great option for bonsai enthusiasts. Weeping. 2mH X 1.5mW



## ACER 'TAMUKEYAMA'

Very attractive mushroom-shaped weeping Japanese maple with extremely dark purple-red foliage during spring and summer. Sensational fiery scarlet tones in autumn. Likes a well-drained soil in full sun to partial shade. Deciduous, hardy. Protect from strong winds. 1.5m x 1.5m

# ACORUS VARIEGATA



A top little evergreen perennial for brightening the edges of ponds or water gardens. Rich golden yellow blades with accents of cream quickly form a nice clump. The crushed foliage emits a delightful scent. Plant in the sun or light shade in moist soil for best results. Hardy. Grows to H 25cm x W 15cm

## AGAPANTHUS GOLDEN DROP



A herbaceous perennial which grows in clumps about 30cm tall and wide. Performs best in full sun or partial shade on a well-drained site. Use in borders and mixed plantings or plant en-masse. Light blue flowers. Low maintenance and easy to grow. 30cm H x 30 cm W

## AGAPANTHUS TINKER BELL



A dwarf Agapanthus cultivar that grows 6-12 inches tall in a neat clump and features narrow leaves with a creamy white variegation along the leaf margins and short flower stalks bearing medium blue flowers in early summer.

## AJUGA JUNGLE BEAUTY




This Ajuga produces glossy green leaves with purple margins. Lilac blue flowers emerge during the spring. Tolerates most soil types, but prefers moist conditions. Grows to a height of 25cm and a spread of 1 – 2 metres. It makes an excellent groundcover or border plant.

# ALCANTAREA IMPERIALIS RUBRA

## Bromeliad

Without a doubt one of the most impressive bromeliads available. Will reach large proportions over time and makes an ideal feature plant looking spectacular in a pot. The leaves are leathery and tough and this plant will take a considerable amount of sunlight, though ensure that it is protected from all day sun. A bonus in being able to withstand relatively cool nights and the occasional light frost. 1.5m x 1.5m



# ALPINIA ZERUMBET VARIEGATA (Shell ginger)



Grows in upright clumps from heavy, fleshy rhizomes which produce stout, slightly arching stems with evergreen leaves. Several dark green, lance-shaped leaves up to 2 feet long grow at intervals along the stems. Full sun. Will tolerate a wide range of conditions including coastal environments and wet areas. Sprays of blush pink shell like flowers appear through late summer. 1.5mH

# ALTERNANTHERA



# LITTLE

# RUBY


A mounding ground cover with a compact, spreading burgundy-purple foliage and producing cream, pompom-like flowers in Spring. Can be grown in full sun or partial shade where soils are free-draining. Loves humidity, is heat tolerant and can handle light frost.

Size: 30-40cm x 60-90cm.

# ALBIZIA JULIBRISSIN – SILK TREE




A small-medium sized tree, **6-14m tall**. Light brown bark, nearly smooth and thin, with lens shaped areas along the stem. Leaves are fern-like and finely divided, 13-20cm long x 8-10cm wide, and alternate along the stems. Showy soft pink pom-pom flowers, about 4 cm long, are arranged in panicles at the ends of branches.



**ALBIZIA RED SILK -deep pink flowers** The spreading habit of this stunning tree provides a soft ferny canopy that creates stunning dappled light. Ideal shade tree for the garden or lawn. Soft fluffy deep pink flowers appear above the foliage during summer. Hardy.

## **ALNUS JORULENSIS (Mexican or Evergreen Alder)**



A quick-growing tough evergreen. Graceful, open, drooping branches with serrated dark green leaves and papery-grey bark. A good plant for moist and wet areas with its deep root system. The more trimming the better – great as shelter/hedging. Wind and frost hardy – part shade to full sun. 8-10mH in 15 yrs. Full height 12-15m.

## **ALNUS RUBRA – RED ALDER**



Fast growing deciduous tree which grows up to 20m H. Prefers moist, fertile sites on river banks and in gullies. Forms tall, open shelter belts. Hardwood timber. Space at 2-4m centres for shelter. Cold and wind hardy. Tolerates heavy/clay soils. Nitrogen fixing.

## **ARAUCARIA HETEROPHYLLA (Norfolk Island Pine)**



Better known as Norfolk Island Pine. Has an upright, conical growth habit with widely spaced branches that are symmetrical and have a triangular outline. Ideal for growing in coastal locations and withstands coastal winds. Grows to between 50m and 60m.



## ARCHON ALEXANDRE (king palm)

King Palm are a graceful, tropical palm with silvery undersides to fronds & grey / white trunk. They prefer full sun to part shade, in sheltered positions, tolerant of light frosts. Keep well watered during establishment. Grow to 6m+ in 10 years. Good in groups.

## ARCTOTIS CANARY YELLOW & FLAMINGO



AFRICAN DAISY - Vibrant daisy-like flowers from spring through to autumn and grey/green foliage with a low growing, spreading habit. Height to 40cm X 1m spread. Performs best when planted in full sun on a well-drained site.



## ARCHONTOPHOENIX CUNNINGHAMIANA (Bungalow Palm)

Tall slender fast growing palm with a distinctive ringed trunk and large graceful deep green feathery arching foliage. Flowers form in rings at the base of the crown-shaft and form a purple skirt which circles the trunk. Prefers full sun but will tolerate part shade. Will grow best in rich fertile soils with plenty of organic matter and moisture. Can tolerate wet conditions. Frost tender. Grows to H 7 – 10m x W 3m





## **BAMBUSA GRACILIS (FAIRY BAMBOO)**

A very graceful variety that moves softly in breezes and unlike some bamboo, this one does not sucker. Tolerates most conditions, frost hardy, dry conditions and prefers full sun or part shade. A beautiful tidy upright bamboo. Graceful thin stemmed with bright green long fine leaves. Grows to about 2.5m x 2.5m.



## BEAUCARNEA RECURVATA (PONY TAIL PALM)

This plant is easy to grow and drought-tolerant. Its swollen base stores water, so occasional lack of water will do no harm. If you're forgetful about watering, this may be the ideal house plant for you. In fact, the most common mistake with this plant is overwatering it, especially in winter. When in doubt, keep it on the dry side. At the top of its trunk, long, narrow green leaves grow in a cluster, curving downward like a pony's tail.



## BUTIA CAPITATA – JELLY PALM

The *Butia capitata* is a strong palm adaptable to a range of climates and soils. Best when planted in full sun but will tolerate part shade perfectly well. They are deeper rooted than most palms so once established need little watering so long as summer rainfall is not too low. Cut dead fronds off only when completely brown as they continue to transfer nutrients to the new fronds. A great specimen for the garden. H 5m x W 3 m



# BETULA 'JACQUEMONTII

## DAZZLER' - White Himalayan Birch

A superior selection with amazing snow white bark and large green leaves that turn brilliant shades of gold in autumn. Very effective in avenue or group planting. Hardy. 7M X 3M Wide



# BETULA PENDULA – Silver Birch



*Enjoys* moist, acidic, well-drained sandy loam, but is versatile and will adapt to many conditions – including poor soils. Straight trunk with silvery-white bark. Brilliant golden foliage in autumn. Great planted in small groups for effect. Fast-growing. Deciduous. Very cold hardy. 15mH

# CALLISTEMON KINGS PARK SPECIAL

A vigorous small tree with long, narrow green leaves with slightly pendulous branches. Bright red flower spikes carried in clusters over spring and early summer provides nectar for bees and birds. Tolerates coastal, wind, clay, sandy or dry once established.



## **CALLISTEMON RED CLUSTERS – 3mH X 2mW**

A vigorous, rounded form. A profusion of crimson-red brushes in spring with a second flowering in autumn. Flowers attract nectar-seeking birds. Drought-tolerant once established.



## **CALLISTEMON CITRINUS SPLENDENS – 2m H & W**



Has broad stiff, green leaves that have a slight lemon smell when crushed. New growth is a lovely pink with a soft velvety feel. Flowers mid-spring and autumn with lots of crimson red dense cylindrical spikes of bottlebrush flowers. Plant in full sun in an open position to maximise the number of flowers and density of the plant. Fast growing and tough. It can be grown as a screen, hedge, or/and windbreak.

## **CALLISTEMON VIMINALIS 'LITTLE JOHN' – 1.5m H & W**



A dwarf, evergreen, multi-stemmed shrub with red bottlebrush flowers that bloom from summer to autumn contrasting well with dark green/grey foliage. They grow easily, thriving in sunny positions and all soil types.

## **CALLISTEMON 'HOT PINK'**

An Australian native shrub with shiny green leaves and bright pink bottle brush flowers in late spring. Occasional flowers in autumn. Plant in full sun and well drained soil. Prune after flowering if required.

1.4M X 1M



# CAMELLIA SETSUGEKA



Large, semi-double, white flowers with ruffled edges and a bright cluster of golden stamens at the center. Dense, semi-weeping habit and glossy, dark-green foliage makes for an exceptional plant for hedging or as an espalier. Mid-season bloomer. Evergreen.

Growth Rate: Medium

Height after 5 years: 1.5m

Height when mature: 2m x 2m

# CAMELLIA EARLY PEARLY



Flowers from early autumn through to early winter. The blooms are double white, with just a hint of blush pink on the outer edges. Upright vigorous habit. Grow in well drained soil. Makes a great hedge or nice specimen in any garden. Great for winter flowering. Grows to H 2m x W 1.5m

# CAMELLIA TOM KNUDSEN



**An evergreen shrub of compact habit, with dark foliage and peony-like double, deep red flowers in late winter and early spring. Strong upright growth. Likes full sun in well drained slightly acidic soil. For hedging space 0.5m apart**

**3mH X 2.5mW**

# CAMELLIA HIGH FRAGRANCE



Hybrid. Hugely fragrant, pale-pink, blooms which fade to white and have a full and ruffled form. Vigorous growth habit. Plant in semi-shade.

2mH x 1.5mW

# CAMELLIA 'FAIRY BLUSH'



A hybrid camellia with small single white or pale pink flowers tinged pink but fully pink in bud and slightly fragrant. It also has pronounced yellow stamens. Flowers from May to July. Leaves are ovate leathery and mid to dark green. Makes a great smaller compact hedging plant or grow in a container. 2m x 1m

# CAMELLIA SASANQUA KANJIRO

A truly stunning Camellia that lights up the autumn garden, Kanjiro produces LOADS of gorgeous, slightly fragrant flowers with vibrant, cerise-pink petals edged in red that surround a bright boss of golden stamens. Flowers begin in early to mid autumn and continue into winter. 2.5m x 1.5m



## CERASTIUM SNOW IN SUMMER



This ground cover, a member of the carnation family, has delicate, woolly, silver leaves with a blanket of notched pristine white flowers in early summer that suggest a fresh snowfall. Excellent for rock gardens, borders, banks and walls, or for a ground cover in a sunny, hot, dry position. Reseeds & spreads 50cm.

## CERCIDIPHYLLUM JAPONICUM – Katsura Tree



A deciduous tree with a pyramidal habit when young, gaining a more rounded shape when mature. The leaves are heart shaped and have a coppery-green hue when they emerge, turning dark green and then colouring to yellowy-red in autumn. This tree has inconspicuous, but prolific flowers and fallen leaves smell of burnt sugar when crushed. An

excellent frost hardy specimen tree which also tolerates wet soils. 20mH x 15mW

## CERSIS CANADENSIS - FOREST PANSY



**Dark purple to red wine young foliage turns bronze green in summer and an eye-catching red in winter. Produces rose-pink pea-shaped flowers in spring. Full sun to part shade. Grows best in a sheltered spot in free-draining soil rich in organic matter. Deciduous. 5m x 5m**

## CERCIS HEARTS OF GOLD, EASTERN REDBUD

Hearts of Gold is a remarkable golden foliaged redbud that is sure to be every bit as popular as the purple foliaged form, Forest Pansy. New foliage emerges coppery-red turning to gold with shaded foliage turning green. Hearts of Gold has the same tiny lavender purple blooms as Forest Pansy produced en-masse in early spring, sprouting directly from the stems and even the oldest of branches. Plant in full sun where soils are moist and free-draining. Hardy and deciduous.



## CHAMAEDOREA COSTARICANA (Cluster Palm)



**An easy to grow, clumping palm with abundant soft fronds, and slender, bamboo like stems. An excellent palm for screening when planted in groups, or ideal for use in smaller gardens, under planting or next to pathways.**

**The palm fills out quickly and will create a lush, tropical look.**

**Best in relatively sheltered spots in part shade to full sun.**

**Works well indoors or in planters and containers outdoors.**

**Multiple stems to 3.5m over approximately 10 years.**



# CHAMAEDORA MICROSPADIX (HARDY BAMBOO PALM)



A red fruiting ornamental palm. Enjoys moist shady locations away from strong winds. Tolerates light frosts. Best in a partly shaded, sheltered & well-drained moist site. Great for the tropical garden, indoors in a pot or as a tall living hedge, when planted in multiples. 3mH x 2mH

# CLIVIA - RAINBOW HYBRID - MOONGLOW

Clivia look best planted en masse, in a shady position under a tree or on the south side of a house. Prefer free-draining soil rich in organic matter. In heavier soils add compost\_and gypsum to help improve the soil structure before planting. Will tolerate dry



conditions but will benefit from watering in spring and summer. Feed occasionally with a handful of sheep pellets in spring through to Autumn, and feed once a month with a natural liquid feed.

# CLIVIA 'MINIATA YELLOW'

Prized for its brilliant flowers, Clivia miniata var. **citrina** (Yellow Clivia) is a luminous rhizomatous evergreen perennial boasting large clusters of 20-40 trumpet-shaped, creamy-yellow flowers in late spring, summer, or fall. Slightly fragrant, the blossoms, 2.5 in. long (7 cm), feature broad overlapping tepals and yellow throats.



## **COTINUS COGGYGRIA PURPUREA** (Purple Smoke Bush)

A small tree with stand-out colouring of intense, reddish-purple shades and dense, compact, bushy habit. Plumes of smoky bronzey pink flowers in summer. It also produces brilliant autumn hues of yellow, orange and red.



## **DOGWOODS**

### **CORNUS 'BONFIRE'**

This large multi-stemmed shrub has the most beautiful variegated foliage in various shades of green and creamy white. The leaves are off-set by the purple shading of the twigs. Large showy white flower bracts in late spring. Special. Likes nice rich acid soil. Deciduous.



### **CORNUS 'CHEROKEE DAYBREAK'**

This Dogwood is valued for the decorative variegated foliage. The fresh green leaves are attractively margined in creamy white with just a hint of pink in spring. The flower bracts are showy and white. Excellent autumn colour.

Plant in a sunny position in nice rich soil. Deciduous.



## CORNUS 'CHEROKEE PRINCESS'

Produces white bracts with twisted petal from spring onwards. Foliage is a glossy light green that turns to various shades of pale orange, crimson and red in winter and has a broad, spreading growth habit. Suitable for growing in partial shade or full sun where soils are rich in humus, moist and free-draining. May grow to about 4m x 3m.



## CORNUS 'CONTRAVERSA' (Wedding cake tree)

**Cornus Controversa** Golden Wedding aka Golden Wedding Cake Tree Bred in NZ, this version of the popular 'Wedding Cake Tree' has green leaves with margins of creamy gold. The branches have a most unusual layered pattern hence the common name. Pretty white flowers in summer. Plant in sun or semi-shade in rich fertile well drained soil.



## CORNUS 'RAINBOW'

**Cornus florida Rainbow** is a gorgeous variegated Dogwood with lovely spring flowers and exceptionally stunning autumn foliage. The leaves are green with gold margins in spring and summer, turning deep red/purple displaying scarlet margins in autumn, hence it's Rainbow name. Produces white showy flowers in spring. Hardy. 4M X 3M



## CORNUS 'SPRING SONG'



A deciduous round shaped shrub/tree which produces pale pink bract's in spring and through summer followed by small strawberry type fruit that attract bird's. Has lush green foliage that turn's to shades of orange, red and burgundy-wine. Thrives in full sun and moist, free-draining soil growing to a height of up to 4m.

## **CRYPTOMERIA JAP. EGMONT**



Japanese Cedar. This is an exceptional form selected for its vigour and hardiness. Typically used to form shelterbelts. A quick grower, up to 1m per year, withstands heavy trimming and may be harvested for its timber. May grow up to 25m untrimmed.

## **CYCAS REVOLUTA (Sago palm/ cycad)**

Attractive tropical plant with plumes of semi-erect, palm-like foliage prefers a brightly lit position. Keep the mix evenly moist, not wet, in spring and summer. Water less in the cool months. Liquid feed spring and summer for continued lush growth. Ideal for sheltered patios.





## CYPRESS ROMAN

Very narrow upright form is great for adding structure to the garden. Fine, dark-green foliage. Best planted in a sunny site. Great in a formal design or in pots. Evergreen. Very hardy. 4mx1m

## COLOCASIA BLACK CORAL (ELEPHANT EARS /TARO)



Elephant Ear. The large, shiny, jet black 'elephant ear' leaves with prominent blue veins can reach up to 70cm long! 'Black Coral' grows well in full sun to part shade locations. Elephant Ear can reach heights of 1.2metres when planted in the ground!

## COLOCASIA HAWAIIAN PUNCH

Fresh green leaves with red edges and veins under leaf and glossy red stems. Requires adequate moisture will grow to 1m x 1m. dormant in winter putting on a beautiful display from spring.



# Cordyline Albertii

A variegated form of Cordyline with foliage that are dark green with a pink mid-rib, cream-yellow edges and white flowers in spring. Hardy and easy to grow. Plant in full sun, tolerates dry and coastal situations.



Grows to approximately 4 to 5 metres and up to 2 metres wide.

## COLEONEMA 'SUNSET GOLD' (breath of heaven)

A dwarf, spreading shrub with fine, golden-yellow leaves. Colour intensifies in winter. A mass of small pink flowers in late winter to spring. Trim after flowering to maintain shape. Best planted in free-draining soil. Semi-hardy. .6M X 1M Wide



## DICHONDRA ARGENTEA 'silver falls'

A truly wandering plant, Dichondra 'Silver Falls' also known as kidney weed, is a stand out in any garden. A tough perennial plant, it is often used in garden beds to create a flowing effect over the edges of pots, hanging baskets


or retaining walls. It is also great as a ground cover in garden beds that receive full sun and requires little care once established.

# DICKSONIA

# ANTARCTICA

## (Tasmanian Tree Fern)

Known by several other names such as Tasmanian Tree Fern, Woolly Tree Fern and Soft Tree Fern. This is a native of Australia and seldom found or grown in New Zealand. It is also called the Tasmanian tree fern and is found on that Island as well as other parts of Australia particularly Victoria. Its very similar in look and habit to the New Zealand Dicksonia fibrosa. A semi-evergreen tree fern but deciduous in colder areas, growing slowly to about 4m in height with a stout, reddish-brown stem and a terminal rosette of arching, deeply divided, glossy dark green fronds up to 3m in length. Semi shade to full shade.



## DIETES GRANDIFLORA (Fortnight Lily)

Dietes Grandiflora is a South African native iris. It has long rigid sword shaped leaves that are held in a fan shape. Leaves are dark green growing to a height of 1m. Flowers have large white outer petals with yellow nectar guides and violet central segments. Flowers are held on erect slender stems about 1m high. Frost and drought hardy. This species will grow in most conditions. 1mH x 60cmW



## DIETES BICOLOR – FORTNIGHT LILLY

A wild iris, with sword-shaped foliage and cream, butterfly-like flowers with dark purple spots. It's hardy (wind, frost, cool climate tolerant) and requires low maintenance. Great as companion plants, in borders or edges. Likes full sun and well-drained spots. 70cmH x 40cmW



## DRACAENA DRACO (Dragon tree)



A slow-growing tree originating from the Canary Islands. Mature plants produce panicles of greenish-white flowers in early summer then followed by orange berries. Ideal as a specimen tree or focal point in a landscape and perfect for coastal gardens as it tolerates wind and salt spray. Only plant in well-drained soils in either full sun or part shade.

5m x 5m

## DYPSIS BARONII (Sugar Cane Palm)

The sugar cane palm is a beautiful specimen for smaller gardens and can be used as a smaller dramatic palm in a larger garden design also. Mostly admired for its prominently ringed multiple trunks. Grows best in a sheltered, shaded site, however it will certainly take full sun as well. It will look tatty in a constant medium zoned wind area and is not good for an exposed site.





## ESCALLONIA 'Red knight'

A hardy, evergreen shrub with deep red flowers from spring to autumn. A rapidly growing plant that is excellent for hedging, screens, background planting. Plant in full sun or partial shade with average type soils that are moist and free-draining. Frost hardy and suitable for coastal areas. Attracts birds and butterflies. Grows to about 1.5m x 1.2m




## ESCALLONIA 'White Profusion'

This hardy fast growing shrub is a perfect option for people wanting a flowering small hedge. With their attractive green leaves comes profusions of white flowers in spring – autumn. Responds well to pruning and can be kept as low or high as you want it. Also can be shaped and used as topiary. Grows to H 2m x W 2m



## EUGENIA VENTENATA (Lilly Pilly)

A versatile quick growing tree which can be clipped as a hedge or used as specimen planting. Dark green, glossy evergreen foliage tipped bronze/red on new growth, is complimented by small white fragrant flowers. Useful as a hedge, screen, or topiary. Hardy. Grows to H 4m x W 3m.



# EUONYMOUS EMERALD GEM



A densely growing foliage shrub with glossy green leaves, neat and compact for all seasons. Easy to grow and hardy. Suitable for tubs, dwarf hedging, clipped for topiary or rockeries. A great alternative to buxus as a small hedge. Sun or part shade. Evergreen. Frost hardy. Grows to H 0.5m x W 0.5m

# FICUS PUMILA – CLIMBING FIG

From China, total cover for fences/walls, although slow to start first year can quickly cover that favourite graffiti spot or untidy shed & wall. New growths attach to almost any surface with barnacle suckers. Prefer cool semi shady, tolerate hot/dry, frost tender if not on walls, wall warmth usually protects, eventually recover if frost tipped on eg exposed fences etc.



# FICUS TUFFI




A compact, dense tree with bright emerald green foliage. A stunning alternative as a formal hedge around the pool, or as a layered hedge in conjunction with Buxus or other box hedging to maintain a formal look. Can also be topiaried as part of the formal garden or in pots. Prefers a moist but well drained soil in sun or part shade. A must have plant as an alternative to Griselinia. Frost tender when young. H 3m x W 2.5m but best clipped to desired

height and width.

# FRAXINUS EXCELSA PENDULA (Weeping Ash)

Large, yellow, pinnate leaves through summer, deepening to bright-gold through autumn before dropping to reveal smooth golden bark and black buds. Side branches weep gracefully to the ground. Deciduous tree that grows at a moderate rate.



# FRAXINUS OXYCARPA RAYWOODII (Claret ash)

Growing upright, the Claret Ash has a sense of formality to it when youthful. Something it keeps into maturity as it grows, changing into a well rounded tree. During the summer months, the narrow and glossy leaves have a deep green colour that practically screams vitality. In Autumn, the showpiece is revealed. It is as if someone has poured a rich claret over the foliage. The deciduous Claret Ash is tolerant of dry conditions and will grow to 10 x 5m.



# GARDENIA PROFESSOR PUCCI



Gardenia 'Professor Pucci' is an exotic plant with green glossy leaves. From spring till summer exceptional fragrant snow white flowers appear. Requires well drained soil and shelter from the wind. Half frost hardy. It thrives best in morning sun or part shade in rich acidic soil. Gardenia 'Professor Pucci' is a great addition to the mixed border. 2mH x 2mW



## **GARDENIA RADICANS**

Low growing evergreen shrub ideal for shady position. White fragrant flowers in spring and summer. Prefers lightly moist soil conditions. Avoid sand or clay unless it is well mixed with topsoil and or compost. 60 - 80 cm

## **GARDENIA 'VEITCHI'**

An upright growing gardenia variety. Pure white, very fragrant fully double white flowers to 5cm in diameter. The flowers are produced in abundance through spring and early summer. Frost tender.

H 1.5m x W 1m



## **GINGKO BILOBA – MAIDENHAIR TREE**

Attractive tree with fan-shaped lime-green leaves and bright-yellow autumn colour. Suits moist soil on a sheltered site. Relatively slow-growing. Deciduous. Hardy. A large long-lived tree with a tall angular head and erratic branching. Unique fan-shaped leaves are deep green and turn golden yellow in autumn. 15mH X 10mW



## **GLEDITSIA 'EMERALD CASCADE'**

Weeping form of honey locust with Bright green young foliage in spring turns a beautiful golden colour in autumn. Graceful, round-headed small shade tree, with gracefully arching branches of fine fern-like foliage. Hardy to cold and drought.



# GLEDITSIA 'SUNBURST'



A magnificent medium-sized tree for the urban garden or in a large open space. Fast growing with a spreading, slightly weeping form. A fresh golden leaf colour that is contrasted by older greener leaves. Makes for a perfect colourful shade tree in a lawn or avenue. 6mH x 5mW

## GREVILLIA – BRONZE RAMBLER

Grevillea 'Bronze Rambler' One of the great spreading groundcover grevilleas for difficult sites, with **bronze-red deeply divided foliage**. It is naturally dense and fast growing, which helps to suppress weeds, making for easy care landscaping.

20cmH x 2-3mW



## GREVILLIA WINTER DELIGHT



A low mounding shrub or ground cover, with soft grey foliage with a profusion of reddish pink and cream flowers from mid-winter right through to early spring.

30cmH x 1.2mW

## GREVILLIA CARPET LAYER

An attractive carpet forming green ground cover with pink toothbrush flowers in abundance on burgundy red foliage. Likes acidic free draining soils in full sun. Great for banks or cascading over walls. Frost tolerant once established. Also suitable for coastal environments.

0.3mH x 3mW



## GREVILLIA TANGERINE DREAM 1m x 1m



A new hybrid. Has a robust upright spreading habit. It will become smothered in large clusters of deep orange flowers on the tips of each growth. Flowering is prolonged from late Autumn to Spring. It will adapt to most well drained soils in an open position.

## HELLEBORES 'Isobellas charm'

(winter rose)

Hellebore 'Isabella's Charm' produces a large volume of ruby pink flowers on relatively upright stems. Bracts after flowering is finished are a deep burgundy, making an attractive display even after flowering has finished. Foliage also is delightful with strong marbling on striking leathery leaves.



### Molly's White



### White Tutu



### Charmer



# HEUCHERA (Coral Bells)



Most heucheras do best in dappled shade. Dark-leaved varieties are usually the most sun-tolerant. Plant in moist well-drained soil, or in a loam-base compost if growing in pots. Does *not* like soggy soil. Great to grow in rockeries, pots, hanging baskets or in the understory of trees and shady gardens.

# HIBISCUS

Hibiscus need loose free-draining light soil. They only flower on new growth so every August/September it is essential to prune back heavily to stimulate strong new growth. When they are leggy, woody, straggly old things with very few leaves or flowers, chop them down to a stump and they will bounce back with lush growth and abundant flowers from December to July. Feed Hibiscus well in the Spring/early Summer and ensure they have full sun and soft crumbly soil. They don't thrive in clay unless it is well loosened with lots of sand and/or volcanic topsoil added with compost .



## BRIGHT LIGHTS

**1.5m x 1.5m EVERGREEN** - Deep orange-red, large, single blooms, from spring to autumn. Strong upright bush



## ROSA SINENSIS

**2.5-5mH EVERGREEN** – Deep red single flower. Avoid frosts. Flowers summer to autumn.



**SIMMONDS RED** 1.5m Large single flower of bright tomato red. Strong, vigorous grower. Avoid frosts & harsh winds.



**RUBY** 1.5m x1.5m Deep pink single flower with red throat. Vigorous grower.





## **SUVA QUEEN**

**2.5mH x 2mW**

Bright cerise shot with deep rose pink. Large fully double flowers. Vigorous grower and very free flowering. Water deeply in summer, cut back in early spring to promote bushiness and flowering. Prefers frost free position.

## **HIBISCUS 'LAMBERTII'**

An evergreen shrub with dark green foliage bearing rich, dark red, double, carnation-like flowers from late Spring onwards. Best grown in a sheltered position with full sun or light shade where soils are suitably moist, fertile and free-draining. Give a light trim during early Spring to help encourage new growth. May be grown in coastal locations. Grows to between 1.5m and 1.7m in height.



## **HIBISCUS GOLDEN ORIOLE (Hawaiian)**



**A medium single yellow flower with a deep pink eye and white halo around the eye. Prolific bloomer but slower growing to 1.5mH & W**

**Prune back hard in early spring to promote growth**

## **HIBISCUS 'BEN JAMES'**

Vigorous growing Hibiscus bears prolific, light-red single flowers. Lovely in the tropical garden. 1.5 x 1.5m.

Best grown in a sheltered position with full sun or light shade where soils are suitably moist, fertile and free-draining. Give a light trim during early Spring to help encourage new growth. May be grown in coastal locations.



## **HIBISCUS 'Macdelveon's yellow'**

Semi-double bright lemon yellow flowers and glossy, dark green foliage with a vigorous upright habit. Flowering throughout the warmer months. Semi evergreen attractive to bees great for hedging, gardens and borders, grows to 1.5m x 1.5m



# HOWEA FORSTERIANA (Kentia Palm)

The Kentia is well suited to our coastal environment and copes well with salt laden winds, however they do like good moisture and a fertile soil to do extra well. Smooth, green slim trunk if grown in light or deep shade. Excellent for indoor and outdoor use. Tolerates very low light and moderate-high winds. Prefers full sun, but will tolerate part shade. 10m H



# HYMENOSPORUM 'Gold nugget' (Dwarf Australian frangipani)



A dwarf, compact, evergreen shrub producing an abundance of creamy-yellow, fragrant flowers during summer. Makes an excellent container plant that rewards you with a superb display. Prefers a sunny position where soils are fertile, moist but free-draining. Keep watered during the warmest months. Typically grows to about 1.2m both in height and width.

# **HYMENOSPORUM FLAVUM (Australian frangipani)**



A beautiful fast growing evergreen tree renowned for attractive, fragrant flowers that bloom over summer. It has an open wide form and a spreading wide crown with deep green, oval leaves. Will grow to a big tree but is best clipped initially to form a good head and thereafter clipped to maintain shape. Full sun to part shade, wind tolerant. Prefers well drained moist soil. 10m+

# **HYDRANGEA AYESHA**



Bears large, mophead flowers, which open creamy white and mature to blue if grown in acidic soil, or pink if grown on more alkaline soils. Unusually for hydrangeas, flowers have a light fragrance

## HYDRANGEA LIBELLE

Lacecap. Gorgeous, large, white flowers that have a halo of showy florets surrounding the densely packed centre of smaller florets. Dark green tapered leaves complement the flowers nicely.



## HYDRANGEA NIIGHTINGALE

An outstanding Lacecap Hydrangea that is highly desirable for the deepest blue, flat flower heads that put on a real show during summer and autumn. Compact, tidy and free flowering. Prune (to a pair of fat buds) either at the end of flowering or in early spring to keep tidy. Deciduous.



## HYDRANGEA SERRATA PREZIOSA



A fabulous hydrangea. Flowers change from pale green, cream to white before turning pink then red wine coloured. Requires light shade.

## IREesine 'RUBY GLOW'

A vibrant plant with ruby-pink, waxy foliage featuring dark pink veining. It has a bushy, upright habit and is evergreen, hardy, and low maintenance. You can find it in gardens, containers, borders, and mass plantings. For optimal growth, plant it in well-draining soil in a warm, semi-shaded position. The height of *Iresine Ruby Glow* typically reaches up to 90 cm, with a similar width. Remember to protect it from frosts.



## JACARANDA MIMOSIFOLIA



The jacaranda tree is a beautiful tropical tree that produces clusters of fragrant purple panicle-shaped blooms. Jacaranda branches are arched, forming a canopy shaped like an upturned umbrella. The jacaranda tree makes an excellent shade (or street) tree with its fern-like leaves that can grow up to 20 inches in length. It is a fast-growing tree in a tropical environment, gaining about ten

feet a year in its first years of life. Its growth rate varies depending on where it's grown, slowing down to a moderate growth rate outside its ideal tropical environment. 7M x 5M wide when mature.

## **LAURUS NOBILIS (bay leaf tree)**

Suitable for containers or growing in the ground. Bay leaves can be used fresh or dried and are used in cooking to give a fragrant flavour to soups, stews and other dishes. In the garden, bay trees grow as a large bushy shrub or small tree reaching a height of 7m or more. Bay can also be turned into topiary (trees or shrubs cut or trained into specified shapes) specimens which can be shaped into pyramid ball or "lollipop" standards and some have ornately plaited or spirally trained stems.



## **LAVENDER DENTATA**

Great ornamental used as an informal low growing hedge or a small shrub. A good plant suitable for warm gardens and containers in frost-free areas. Oil from the flowers and leaves can be used in aromatherapy and to scent cosmetic creams. Lavandula dentata and their cultivars are the most reliable Auckland - North.



## **LAVENDER MAJOR**

Lavender 'Major' is one of the most popular Lavenders sold in NZ and there's a good reason for that. The plump purple flower heads appear in abundance from early spring through to late summer. It performs well, looks good and clips well.

Use for low hedges, container planting, topiary work or just plant amongst your other treasures in the mixed border. A great little Mediterranean lavender that seldom disappoints.



## **LEPIDOZAMIA PEROFFSKYANA (SCALY ZAMIA)**



Tolerates extended dry periods, doesn't require fertilisers and generally requires minimum attention - ideal for a low-maintenance garden. Prefers sandy loam soil - slightly acidic to neutral. They can be grown in full sun but need protection from afternoon sun to avoid scorching of fronds. Prefer filtered sun and semi-shade situations. Can tolerate light frosts. Up to 7m

## **LIGULARIA (tractor seat plant)- reniformis & japonicum**

The Ligularia, known as the Tractor Seat Plant, has lush, giant leaves shaped like the seat of an older style tractor seat. This hugely popular perennial is loved for its impressive size and glossy foliage posing a striking feature in the garden. Comes in a spotted variety too!





## LIGULARIA 'Rukuhia beauty'

Ligularia Rukuhia Beauty is a **dwarf perennial** that forms a clump of large and rounded, glossy dark green leaves. Selected for its more compact growth than the larger growing Ligularia reniformis, this architectural evergreen has stems of yellow flowers in summer.



## LEPTOSPERMUM 'COPPERSHEEN'

An attractive tree with bronze-red leaves which give a light, soft appearance. Fast-growing and drought tolerant, it can be pruned to shape and clips well to form a dense hedge. Large, white flowers in late summer are great for bees. Evergreen. Frost tender when young. 3M X 2M Wide



## LIQUIDAMBER



### American Sweetgum.

Deciduous narrow, pyramidal form tree. Rich, red-burgundy autumn leaves which persist well into winter. In dry soil, produces a taproot that helps reinforce it against wind, but in wetter soil, only grows superficial roots and cannot tolerate much wind. Grows to 10m (H) x 5m (W)

## LIRIOPOE MUSCARII (Lily turf)



A very hardy grass like perennial with deep green foliage and deep purple flower spikes rising from the centre of each clump. Flowers from early summer to autumn. An excellent border or ground cover plant and works well as a clumping plant for the rock garden. Extremely frost tolerant. Prefers partial to full shade, well-drained soil and protection from the wind. Will tolerate dry periods. 40cmH x 40cmW

## LOMANDRA NYALLA

A compact-growing grass with blue, grey strappy foliage and an upright habit. Flowers in late spring with small tightly-clustered cream-yellow flowers on spikes. Drought tolerant once established. Position in full sun to heavy shade. Will tolerate heat and coastal conditions. Plant in containers or general garden borders. Evergreen. Hardy. 80cm x 80cm.



## LOMANDRA TANIKA (non-native)



Fine blades of deep green offset the fragrant yellow flower heads in spring and summer.

Sunny aspect. Average, well-drained soil. Ideal as a border, mass planted, in rockeries or containers. Good coastal plant. Frost & drought tolerant evergreen. Clumps to 1M X 1M

## LOMANDRA LITTLE PAL



Compact graceful Australian grass. Has light green, grass-like foliage that retains its colour throughout the year and produces yellow flower spikes during summer. Unusual spiky yellow caterpillar-like flower heads in autumn. Excellent for mass planting or as edging. Hardy, sun or part shade. 80cm x 80cm

## LOMANDRA LIME TUFF



Ornamental grass, with lush green foliage year-round. Grows to a compact mound with cream flowers in spring. Plant in full sun or part shade. Requires very little water once established and looks great all year round. Perfect for planters. Evergreen. Hardy. 80cm x 80cm

## LOMANDRA LITTLE CON



L. Little Con is slightly smaller than L. Lime Tuff only growing to a height and width of approximately 30cm x 50cm. Compact with fine, grass-like foliage and producing cream coloured flower spikes in Summer. Tolerates frost, periods of drought and may be grown in coastal locations. Retains its colour throughout the year and suitable for using as a groundcover.

## LOROPETULAM CHINENSE 'PLUM DELIGHT'



A compact evergreen shrub that can grow between 1.2-2.4m tall and wide. Clusters of white (or pink) fringe-like flowers bloom in spring along with glossy oval shaped foliage. Prefers well-drained, rich, acidic soil, in full sun to part shade and in a sheltered site.

## MANDEVILLA WHITE FANTASY / RED FANTASY



An evergreen climber that blooms gorgeous white flowers with just a touch of pink in the bud during spring/autumn. Perfect for growing over a frame on pots or over a trellis in a garden. It likes a warm position protected from very hot sun. Does not like 'wet feet'. Full sun/part shade. Grows to 3-4 metres. Prune in late winter/early spring to promote bushy growth.



## MALUS 'BALLERINA'

A small, upright tree with large, frilly, double-pink scented blossoms in spring, which then fade to white. Showy large, orange-coloured fruit make great jelly. Semi-cascading branches make this a very attractive tree. Hardy. Deciduous.

4 X 3M When mature.



## MALUS 'GORGEOUS'

This round-headed tree is adorned with white blossoms on its branches during the spring season. In the autumn, *Malus* 'Gorgeous' produces spectacular crops of bright crimson-red fruit that hang like cherries on long thin stalks. These crabapples are ideal for making superb jelly. *Malus* 'Gorgeous' is deciduous, not native to New Zealand.



## MALUS 'JACK HUMM'



Jack Humm rhymes with yum because this is just a beautiful highly ornamental tree that you won't regret planting. The single white blossom in spring is followed by large shiny red 'apples' that stand out on the bare branches right through winter. Luckily birds seldom eat the fruit. Est.10yr.growth.

# MAGNOLIAS

## SOULANGAEA (CHINESE/SAUCER MAGNOLIA)



A slow-growing, large shrub that can sometimes grow into a multiple-stemmed tree. Starts as a spreading vase shape, but when maturing it spreads more, generating an ovoid crown. Large goblet shaped frost tender flowers up to 25cm across. 4-6mH x W


## MAGNOLIA BRIXTON BELLE

This neat and spreading tree is well-suited for smaller gardens and blooms in mid-spring with large, cup and saucer-shaped flowers. The flowers are a rich-pink colour with pale-pink interiors and Magnolia 'Brixton Belle' typically begins flowering in the first year with an abundance of blooms.



## MAGNOLIA 'OLD PORT'

Magnolia x soulangeana 'Old Port' features wine-red flowers with an off-white interior that bloom in the spring before the leaves appear. The flowers have a delicate fruity scent and consist of six tepals that are typically 9cm long by 6cm wide. Magnolia x soulangeana 'Old Port' is suitable as a lawn specimen or a feature tree. 2M X 2M



## MAGNOLIA 'SIR HAROLD HELLIER'



Produces large, pure white cup and saucer shaped flowers in mid spring that may measure up to 30cm wide. A campbellii selection from England and probably the best of its type. Prefers a sunny situation in humus-rich, moist, free-draining soil that is slightly acidic. Deciduous. Grows to between 5m and 6m in height.

## MAGNOLIA 'STAR WARS'

A beautiful, award-winning Magnolia that is a small-growing deciduous tree or large shrub. Has a profusion of large fragrant pink flowers from mid or late Spring with the foliage emerging shortly afterwards. May be grown in full sun or partial shade where soils are suitably moist, organically rich, acidic and free-draining. Shelter from cold, dry winds to help protect the buds and flowers. Grows to between 5m and 6m both in height and width.



## MAGNOLIA 'SUNSATIION'

This hybrid has proved to be one of the reliable yellow hybrids to flower mostly before the foliage develops. Rich creamy yellow flushed pink blooms look quite golden with the sun shining through them. The tree forms an upright columnar crown with laterals that develop layers of twiggy branches with clusters of flowers.





# MAGNOLIA GRANDIFLORA FERRUGINEA



Large, handsome, deep glossy-green leaves, rusty-brown felted beneath. Pure white, thickly-textured flowers are produced from spring through autumn. They are strongly scented of citrus. Forms an elegant round-headed specimen shade tree. Tolerant of poorly drained positions. EVERGREEN. Grows to 8m (H) x 5m (W) in 10 years

# MAGNOLIA GRANDIFLORA 'BLANCHARD'

A small tree with a pyramidal shape and an open habit. Dark-green, glossy leaves have terracotta undersides. Large, fragrant flowers from November-March are cup-shaped and creamy white. Makes a great hedge. Provides dense shade as a specimen tree. Hardy and evergreen growing to 5m tall and 4m wide.



# MAGNOLIA LITTLE GEM

**EVERGREEN** Compact, narrowly-columnar tree. Glossy, deep-green leaves with brown felt underneath. White, citrus-scented flowers are borne from spring through autumn. Excellent for the smaller garden and as a street tree. Tolerant of poorly-drained positions. Grows to 6m (H) x 4m (W) in 10 years.



# MAGNOLIA STELLATA (Star Magnolia)



Slowish growing shrub/small tree. Pale pink buds open to starry white flowers, which have a delicate pink blush on the outside. Compact bushy habit. Deciduous. Hardy. Plant in sheltered well drained moist position. 3mH,W

# MORUS ALBA 'Pendula' – Weeping Mulberry

The glossy large heart shaped leaves always look fresh. Small edible fruits appear in spring and are loved by birds! Give this special tree the space to spread its lovely pendulous branch formation. Deciduous. 4m x 3m over 10 years.



## **METROSIDEROS SPRINGFIRE**

Medium growing shrub with pointed light grey-green leaves and attractive orange-red fluffy flowers. Attractive flowering display from mid-winter through to spring. Frost sensitive. Requires full sun and warm dry sites. Tolerates salt spray. 5mH x 2mW



## **METROSIDEROS TAHITI**



A small growing Pacific Island species with oblong grey-green leaves. Flushes of brilliant orange-red blooms intermittently through the year with the main flush producing brilliant winter colour. Hardy in coastal situations. Excellent in containers. 1.5m x 1m.

## **METROSIDEROS VELVET SKY**

New growth has a distinct dusting of metallic navy blue over young leaves and stems, contrasting with the lime-silver leaf colour beneath and the coral-red flowers. Great as a hedge, screen or small specimen. 3mH x 2mW



# MICHELIA BUBBLES



Evergreen shrub with glossy green leaves and flowers which have a subtle pink blush and a light, sweet fragrance. Performs best when planted in full sun or semi-shade on a well-drained, sheltered position. 4mH x 3mW

# MICHELIA FUGO (PORT WINE MAGNOLIA)

Highly scented magnolia producing masses of small brown furry buds, from which a profusion of small creamy yellow flowers edged purple-pink emerge throughout spring. Small, elliptic to oblong, dark green above leaves, paler below and glossy. Prefers full sun to partial shade in moist, acidic, well-drained soil in a sheltered position. 3m H X 2m W



# MICHELIA GRACIPES



Hardy, easily grown evergreen bearing masses of creamy white perfumed flowers during spring from velvety brown buds. Great hedge. Prefers well drained neutral to acid soil in an open sunny or semi-shaded position. Tolerates frosty conditions. H 4.5m x W 2m.

# MONSTERA DELICIOSA

An ornamental climbing plant (attaches to trees) which, outdoors, prefers a warm-temperate, tropical or mild & partly shaded growing environment. Easily adapts to most indoor conditions. Has large decorative foliage and mature plants produce sweet fruit. The potted plant does best in bright, indirect light.



## MURRAYA PANICULATA (Orange jasmine)



This delightful evergreen shrub with aromatic foliage and highly perfumed flowers is a close cousin of Citrus. The summer flowers are white and are followed by lovely red berries. The foliage is a rich green. Likes a sunny spot with humus rich soil and protection from frost. Murraya responds very well to clipping (after flowering) and can be used as a low hedge or for topiary - as you would use Box.

## NANDINA PYGMAEA FIRE POWER (Heavenly Bamboo)



A bushy, compact shrub with year-round foliage interest. Slender cane-like stems topped with pink and bronzy red foliage, turning lime-green in summer, vivid pink and deep wine in autumn and winter. Effective as an informal hedge, in planters or as part of a mixed planting. Best in full sun. Average, well drained soil. Ideal for rockeries, patio pots, oriental gardens, group planting, feature gardens. Evergreen, hardy. 0.6m x 0.6m

## NANDINA DOMESTICA GULFSTREAM



One of the best compact shrubs for year-round interest. Features a variety of leaf colours. Dense leaves are lime-green maturing to a bronzy-rose. In winter they are a fiery red and orange. Great as an informal hedge, in containers, or in a mixed border. Evergreen. Hardy.

1m x 1m

## Olive J5

A top producing commercial variety. This NZ North Island selection produces heavy reliable crops of excellent sized fruit, proving to be one of the best varieties. Good for oil and pickling. Frost tolerant. Grows to H 3m x W 3m.





## **OPHIOPOGON JAPONICUS (Mondo Grass - non-native)**



An attractive small growing grass forming clumps of narrow gracefully curved leaves. Slow growing. Great for under planting in semi/shaded positions or in masses in full sun. 15 x 45 cm. Evergreen, low-maintenance.

## **OPHIOPOGON 'BLACK DRAGON'**

A popular landscaping plant with deep purple-black grass like leaves, punctuated by dainty flowers of pale violet followed by shiny black berries. Great contrast plant for mass planting in sun or shade. Prefers well-drained soil. Hardy. 20CM X 20CM.



## PHILODENDRON XANADU (non-native)



Large, glossy, dark green tropical foliage. Best grown in a warm, partly shaded aspect. Average, well drained soil. Water deeply in summer. Liquid feed during spring and summer. Evergreen 2.5 x 2 metres. A decorative and impressive foliage plant.

## PHOENIX ROEBELENI (Pygmy Date Palm)

A hardy, feathery smaller palm highly suited to our coastal conditions and smaller gardens

It enjoys a warm frost-free environment away from strong winds and though it will tolerate full sun, it will do better if a little shade is available. Likes good drainage. Makes an ideal pot plant for indoors or outside in the appropriate spot. Slow growing but with its small stature and delicate lacy appearance, make it an easy care palm that everyone can enjoy. H 2.5m x W 1.5m



## **PHORMIUM RAINBOW QUEEN**

A striking combination of deep-red and bronze makes the erect foliage of this flax a stand-out feature in any garden. A taller grower that shows best colour in full sun but will grow in part-shade. Evergreen. Hardy. 1.2m x 1.2m



## **PHOTINIA RED ROBIN**

**Photinia Red Robin** is a classic hedge plant and can be used for a hedge from about 1m up to 2.5m. The common height would be about 1.5 m. Prune Photinia Red Robin in winter. The new growth when it shoots in spring will be the famous red flame colour.



# PIERIS JAPONICA CHRISTMAS CHEER



Attractive bronze new growth foliage matures dark green. Fragrant, white flowers tinted deep rose at the tips during spring. best in semi-shade. Deeply worked, well drained acid soil. Water often in dry periods. Mulch with peat. Trim spent blooms. Evergreen 1m x 1m



# PLATANUS ACERIFOLIA – London plane tree

A well-known tree with large maple-like leaves and attractive mottled cream to grey-black bark pattern when mature. Excellent shade, avenue or street tree used extensively around the world. Is also a popular tree for pollarding (a method of pruning that keeps trees and shrubs smaller than they would naturally grow). Deciduous, grows to 12 x 5m.

# PLUMBAGO CAPENSIS

An evergreen shrub with a spreading habit and beautiful clusters of vibrant light-blue flowers from spring to autumn. Can be trained to climb on trellises, fences or walls, creating an enchanting vertical display. An excellent choice for borders, ground cover or as a container plant. Thriving in full sun or partial shade, this hardy shrub prefers well-drained soil and is drought-tolerant once established. 2mH



## **PRUNUS 'AMANOGAWA' -Japanese Cherry**



Produces fragrant clusters of semi-double, white to pale-pink flowers, which bloom in mid to late-spring. In the autumn, the leaves turn orange and yellow, adding a bright splash of colour. Ideal for narrow spaces where height is required, as well as for lining avenues and driveways. 6mH x 2mW

## **PRUNUS 'AWANUI' - 6mH x 8mW**

This tree has a spreading canopy that weeps with age. Masses of single pink flowers bloom in spring. Leaves are serrated and vibrant green and turn golden yellow in autumn. Prefers full sun and tolerates all soil types. Protect from wind.



## **PRUNUS SHIROTAI (MT FUJI)**



Stunning strong growing, wide spreading, horizontal flowering cherry tree with drooping branches. Large, fragrant pure white semi-double flowers from September-October. Beautiful autumn colour in shades of orange and red. Superb shade tree.

# PRUNUS KIKU

A small deciduous tree with gracefully arching branches, smothered with charming, fully double, rich pink flowers in mid to late spring. Abundant blossoms. Young leaves are bronze-green and glossy. Bright autumn colour. 7mW x 6mH



# PRUNUS ACCOLADE

6mH x 5mW



Profuse clusters of semi-double, rich-pink flowers on bare stems in early spring. A large tree, spreading outwards and upwards. Vibrant orange to red autumn colour.

# PRUNUS NIGRA



Purple Leaf Cherry Plum. A fabulous foliage tree which is valued for providing contrast in the 'green' landscape. Purple-black leaves hold their colour from spring emergence until leaf fall. Pretty pink single blossom

in spring. Plant in a well drained sunny spot. Deciduous. Est.10yr.growth. 4M X 2.5

## **PRUNUS LUSITANICA** - Portuguese

Laurel - A broadly-spreading tree with glossy dark-green leaves and small cream flowers in spring on red twigs followed by black berries. A good screening tree and popular hedging plant. Topiary standards are excellent for formal design. Berries are poisonous to animals. Not tolerant of wet sites. Evergreen. Cold and drought hardy. 7m x 4m wide.



## **PRUNUS PENDULA ROSEA**

### **Weeping Rose**

**Bud Cherry** is a variety of Flowering Cherry grown for its impressive flowering and pendulous growth habit. It produces masses of semi-double, clear pink blossoms from late winter through early spring, just before the leaves emerge. The foliage is mid-green and develops colourful, yellow and orange tones in autumn before falling. 4mH,W



## **PRUNUS SERRULA** – **Birch Bark Cherry/Tibetan**

**Cherry** A small vigorous tree, main attraction is the glistening polished, red-brown flaking mahogany-like bark. Flowers are small and white/pink in spring. Deciduous. Hardy. Medium growth rate, 7Mh



# PRUNUS SHIMIDSU SAKURA – Japanese cherry



One of the loveliest flowering cherries which grows into a broad-spreading tree with gracefully-arching branches. Produces double flowers in mid to late-spring, starting as pink buds that open into pale-pink blooms eventually fading to white. In the autumn, the leaves of turn shades of orange and red, adding a bright splash of color to the landscape. 7mH x 4mW


# PRUNUS PERSICA CASCADE - Weeping Peach Blossom



One of the most outstanding weeping trees. Ice white, double blossom with patches of pink, cascade down stems in early spring. Highly recommended and can be accommodated in any size garden. Hardy. Deciduous. Full sun in moist, well drained soil. 3.5m x 2m

# PRUNUS 'THUNDERCLOUD'

Dark purple, bordering on black, leaves retain their colour throughout summer, with single, soft-pink prolific flowers early spring on bare stems. An upright tree, spreading at maturity. Deciduous. Hardy. 6M X 4M





# QUERCUS PALUSTRIS - PIN OAK



A large, broadly-spreading handsome tree with a strong central leader. Green leaves turn a stunning bright scarlet in autumn. Grows best in a damp, acidic site. Tolerant of air pollution and clay pans. Deciduous. Hardy. 20m x 12m.

Height to 4m over 5 years

# QUERCUS RUBRA – Red Oak

A vigorous, medium-sized, broadly-spreading tree. Large leaves have uniform autumn colouring in shades of red and brown over the entire tree. Deeper rooting than the Pin Oak. Excellent timber. Deciduous. Hardy.



# RADAMACHERA SINICA (China Doll)



A handsome tree from China. Erect stems are covered in bipinnate, glossy, green leaves. Excellent quick-growing, narrow screen. Can be cut back severely to renew growth quickly. Tolerates only moderate frosts. Excellent container plant. Has white, trumpet-like, hanging flowers in late-summer. Grows to 6m (H) x 4m (W) in 10 years.

## ROBINIA MOP TOP

So aptly named, the 'Mop Top' has a head of bright and lush foliage that can be shaped to produce a glorious shaggy appearance that is also orderly, like a groomed barbet dog! The crown has a playful quality, that is light and airy, whilst the leaves are bright green from spring through summer. It makes for a most attractive courtyard tree, is deciduous and will grow to 2.5m x 2.5m



## ROSMARINUS OFFICINALIS - Tuscan Blue Rosemary

The plant that gives. Not only are the deep mauve flowers beautiful to look at, you can use the foliage to decorate or season your cooking, or use the long growths stripped bare to make kebabs with. Great as a hedge or a specimen tree. Hardy. Grows to H 2.5m x W 2m



## ROSMARY PROSTRATA (creeping rosemary)



Rosemary is an excellent xeriscape plant with high drought tolerance once established. It combines well with most other perennial herbs and drought tolerant plants. Prostrate rosemary plants can grow up to 3 feet in height and 4 to 8 feet in width with beautiful trailing stems that arch over and have a useful draping nature. Leaves are leathery, pale grayish green and have a pungent scent and flavour.

## RHODODENDRUM VIREYA DAWN CHORUS



Glossy lush mid-green foliage. New growth has a distinctive red flush. Compact and semi-spreading habit. Pink lobed flowers shading to a creamy yellow throat, delicate tonings. Flowering twice a year, autumn/winter and spring/summer. Prefers a warm semi-shaded site, protected from frost. Removing dead flowers encourages repeat flowering. Great for containers, performs best with restricted root growth. 1.2mH x 1m W

## RED MOUNTAIN



## BUTTERSCOTCH



## KISSES



## TROPICAL GLOW



## RHODO JIMINY CRICKET



## POPCORN (WHITE)



## RHODO CHERRY GLOW



## SCENTED SUN



## RHODODENDRON SAXON GLOW

*Require frost free position with good drainage. Flowers better in full sun situation though do not let them dry out. They flower intermittently throughout the year. Rhododendrons are shallow-rooted and prefer slightly acidic soils. After planting mulch with coarse organic matter, e. g. pea straw, to help conserve moisture, provide a cool root run and at the same time control weeds.*



# **SALIX SEPULCRALIS CHRYSOCOMA – GOLDEN WEEPING WILLOW**




The weeping lanceolate leaves have a gentle grace about them. Light green leaves with yellow stems providing colour during winter when the tree is bare. A deciduous tree that delights in every season and will grow to 8 x 8 m

# **SALIX BABYLONICA – GREEN WEEPING WILLOW**



# SEQUOIA SEMPERVIRENS (California redwood)

A stately tree that has a pyramidal form and is considered one of the most handsome conifers noted for its longevity. Quickgrowing, it requires adequate moisture in free-draining soil to thrive. *Sequoia sempervirens* has straight, towering trunks that are covered in thick, red-brown bark, adding to its visual interest.



# STAR JASMINE (*Trachelospermum jasminoides*)

has lovely perfumed white flowers that bloom in spring and occasionally during the warmer months of the year. Grow in fertile well-drained soil in full sun or partial shade with shelter from cold winds. Moderately frost hardy. A vigorous medium-sized evergreen twining woody climber or ground cover.



# STROBILANTHES



# ANISOPHYLLUS

An evergreen low growing bushy shrub with blackish stems.

Leaves are willow like and lanceolate, glossy purple-black.

Flowers are curved tubular, 20mm light lavender in sparse clusters along the stem in spring though to autumn.

Prune by half in spring. Prefers full sun to part shade in free draining soil.

Frost tender. Suits tropical gardens.

1mH x .75mW

# STRELITZIA NICOLAI

GIANT BIRD OF PARADISE (5-6M)



A large, evergreen, paddle-leaf shaped perennial which produces white and pale blue bird shaped flowers sitting in a dark purple- black bract. Light frost and medium wind tolerant but avoid constant wind. Drought and coastal condition tolerant.


# STRELITZIA REGINAE



Plants consist of clumps of greyish-green leaves, with long stalks and broad oval blades, arising from an underground rhizome. Frost tender. Plant in a rich soil with plenty of compost and ensure the site is well-drained. Grows up to 1.5m tall

# STRELITZIA 'MANDELA'S GOLD'

Large evergreen perennial which forms a dense clump of large long green leaves on stiff stems. In winter and spring the distinctive flowers emerge from the ends of tall erect stems from 'beak-like' buds. Flowers are yellow. They grow naturally on riverbanks and open glades of bush. They need a warm sub-tropical climate, good deep well drained soil, water well in summer for lush growth. Avoid frost and very hot dry sites. 1.2M X 1.2M.




# SYAGRUS ROMANZOFFIANUM (QUEEN PALM)

This palm has increased in popularity dramatically in recent years due to the increased demand for subtropical gardens. It is a beautiful palm that is easy to find and better yet, easy to grow. Quite fast growing, with a little attention to summer watering and feeding, a small plant will make a dramatic specimen within a few years. As juveniles progress into adults, the fronds develop into feathery plumes that are a dark glossy green. Best in full sun. Grows to H 10m+ x W 3m



# TAXODIUM DISTICHUM Swamp / Bald Cypress

A deciduous hardy conifer with fine, feathery needles shed just after they produce a stunning display of seasonal red foliage. Medium slow growing. It can survive perfectly well without water nearby, but thrives in moist, wet and warm sites. Where the roots of the swamp cypress are submerged or in waterlogged ground, the tree will grow roots above ground. Can reach 10mW x 25mH plus



# TEUCRIUM FRUTICANS



Teucrium fruticans is a hardy, **fast growing**, evergreen drought tolerant shrub with silver grey foliage. From spring till summer attractive pale blue flowers appear. Attractive hedge or looks great as a trimmed shrub, low shelter

or topiary. Good on coastal sites. Needs trimming regularly. Plant 0.75 to 1m apart. 3mH x 2mW





## THUJA OCCIDENTALIS PYRAMIDALIS - WHITE CEDAR



Very erect, columnar growth with flattened, fan-like sprays. Reliable, enduring, and quick-growing conifer with deep-green leaves. Makes a superb narrow screen that never requires trimming. Great as a focal point or to line avenues and driveways. Superb container plant. Thuja occidentalis 'Pyramidalis' (Northern White Cedar) grows to 5m (H) x 2m (W) in 10 years.

## THUJA 'SMARAGD' – EMERALD CEDAR

A tight, conical, bright emerald-green shrub or small tree, works well as a hedge or to create a defined look in a formal garden. Great for narrow garden beds. More tolerant of moisture than other conifers, does best in deep, moist, well-drained soil. Evergreen. Hardy. 3M X 1M WIDE



## TIBOUCHINA 'Blaze of Glory'

This one has it all! Beautifully variegated foliage on a lovely compact bush that will fit anywhere in your garden or grow it in a pot. Oodles of rich, deep purple flowers cover the bush for months. Will grow in full sun or partial shade but will want some frost protection. Trim after flowering to maintain it's size and shape. Evergreen. 1.2m x 1.2m



## **THYMUS SERPHYLLUM COCCINEUS (Creeping thyme)**

Very dense foliage and masses of pink to red flowers Thymus serpyllum Coccineus is commonly called Red Creeping Thyme. This is a very low growing thyme variety, aromatic foliage and attractive both when in flower and through the year. The foliage itself is small and rounded, the flowers appear above on short stems from summer to autumn. This is a very useful plant for filling in between pavers as well as for growing as a ground cover.



## **ULMUS PROCERA “LOUIS VAN HOUTTE” – GOLDEN ELM**

Lime-green leaves emerge in spring turning to golden yellow retained until fall. An upright pyramidal habit initially producing a broader crown on maturity. Tolerates wind, frost, poor soils and dry periods. Great paddock shelter tree. Roots can be invasive. 15mH x 10mW



## **VIBURNUM PLICATUM SUMMER SNOWFLAKE**

A deciduous, multi-stemmed shrub that has an upright habit and is particularly known for its prolific flowering from spring through to autumn. Its single white flowers resemble large snowflakes, covering the entire bush and creating a stunning visual display followed by bright red berries. It continues to flower intermittently throughout the summer. It thrives best in moist soil and partial to full sun, reaching a height of up to 1.8m.



# WEeping SILVER PEAR PYRUS SALICIFOLIA PENDULUM



Has a semi-weeping habit, white flowers, small inedible fruit and willow-like, silver-grey leaves. Dry tolerant once established. Will grow in most soils with reasonable drainage. Spring flowers appear as



rose pink buds amongst fresh, new silver leaves, opening to clear white 5-petaled blooms. Deciduous. 5mH x 4mW

## ZEPHYRANTHES CANDIDA – RAIN LILLY (FAIRY LILLY)

Beautiful, glistening white flowers are freely produced in late summer and autumn above narrow, erect, basal leaves. This plant thrives in full sun and prefers moist but well-drained soil. It's ideal for borders and patio containers.

